



View from MC2 camera viewport by HAM2 looking towards HAM3

Zoom of mystery beam spot

Bellows on spool piece between HAM3 and MC tube





Edge of MC baffle by HAM3, "eye baffle"

Edge of MC baffle by HAM3, "eye baffle"

Location of viewport on next page (behind baffle)

**View of the HAM3 side of the “eye baffle” through PRM camera viewport, without and with mystery beam spot**

**View of the HAM2 side of the “eye baffle” from inside chamber**



Shadow of edge of reduction flange. The baffle sticks out just beyond the reduction flange at this location, catching some of the mystery beam. I would think that some of the light makes it through the central “eye” but do not see evidence of this from the PR2 camera viewport.